



# Skin cancer and outdoor work

A guide for employers



**Skin Cancer and Outdoor Work:  
A Guide for Employers**

First published January 2007

Updated April 2012

© Cancer Council Victoria

ISBN: 0 947283 90 0

Special acknowledgement to Karyn Knight, Cancer Council Victoria together with contributions from the other state and territory Cancer Councils. Developed on behalf of the National Skin Committee.

**The Cancer Council Helpline 13 11 20**

**[www.cancer.org.au/sunsmart](http://www.cancer.org.au/sunsmart)**

## Contents

Introduction	2
Purpose of this resource	2
<b>The case for sun protection at work</b>	3
The harmful health effects of ultraviolet radiation	3
Skin cancer: the facts	4
Skin cancer: an occupational disease priority area	5
Legal obligations	5
<b>Facts about ultraviolet radiation</b>	7
Factors affecting levels of UVR	8
Describing levels of UVR	9
The SunSmart UV Alert	10
Photosensitivity	10
UVR and glass	11
UVR and heat	12
Heat illness	12
<b>Protecting your workers</b>	13
Risk assessment	14
Sun protection measures	14
Engineering controls	14
Administrative controls	16
Personal protective equipment and clothing	16
Sun protective work clothing	16
Sun protective hats	17
Sunglasses	18
Sunscreen	18
Training workers to work safely in the sun	20
A workplace sun protection policy	21
Monitoring program effectiveness	21
<b>Health surveillance and skin cancer</b>	23
Recommendations for workplaces	23
Key early detection messages for workers	24
Workplace medical checks and skin cancer	24
<b>A sample sun protection policy for workplaces</b>	27
<b>Further information and contacts</b>	29
<b>References</b>	30
<b>Explanation of terms and abbreviations</b>	31

## Introduction

Workers who spend all or part of the day working outdoors are at risk of skin cancer. This is because solar radiation is carcinogenic to humans<sup>1</sup>.

All skin types can be damaged by exposure to ultraviolet radiation (UVR). Damage is permanent and irreversible and increases with each exposure.

Under Australian occupational health and safety legislation, employers should be considering steps to reduce this risk and protect workers from ongoing exposure to UVR that can lead to skin cancer.

Implementing a comprehensive sun protection program, which includes a range of simple protective measures, can prevent sun-related injuries and reduce the suffering and costs associated with skin cancer – including reduced productivity, morale and financial returns.

Occupations especially at risk due to the outdoor nature of the work include:

- building and construction workers
- telecommunications and utilities workers
- swimming pool and beach lifeguards
- police and traffic officers
- agricultural, farming and horticultural workers
- landscape and gardening workers
- fisheries workers
- road workers
- municipal employees
- postal workers
- dockyard, port and harbour workers
- catering workers
- outdoor events workers
- physical education teachers and outdoor sports coaches
- surveyors
- forestry and logging workers
- ski instructors and lift operators
- mining and earth resources workers
- taxi, bus and truck drivers and delivery and courier services
- labour hire company workers.

## Purpose of this resource

This booklet explores the relationship between exposure to UVR and skin cancer. It provides you with information and advice to understand and confidently address sun protection in the workplace.

A comprehensive sun protection program is described, including various sun protection control measures presented as per the hierarchy of occupational hazard controls. Tips for success are included, along with a sample policy to assist with the development and implementation of your program.



## The case for sun protection at work

Australia has one of the highest levels of skin cancer in the world<sup>2</sup>. Despite being an almost entirely preventable disease, at least two in every three Australians will develop skin cancer before they reach the age of 70<sup>3</sup>.

The amount of exposure required to cause skin cancer varies greatly from one person to another. However, in most people the risk of skin cancer increases with increasing amounts of exposure to the sun<sup>3</sup>.

The workplace is a major source of exposure for many adult Australians with outdoor workers receiving between five and ten times more sun exposure than indoor workers<sup>4</sup>. It is not surprising that outdoor workers who are required to spend long periods of time working in the sun, year after year, have a higher than average risk of skin cancer.

## The harmful health effects of ultraviolet radiation

Exposure to ultraviolet radiation (UVR) is known to cause adverse health effects on the skin, eyes and immune system.

### Sunburn

Sunburn is a radiation burn to the skin. In Australia, sunburn can occur in as little as 11 minutes on a fine January day<sup>5</sup>. All types of sunburn, whether serious or mild, can cause permanent and irreversible skin damage.

Mild sunburn that reddens and inflames the skin is known as first-degree sunburn. Second-degree sunburn occurs with more serious reddening of the skin and water blisters. Third-degree sunburn requires medical attention.

### Solar keratoses and premature ageing of the skin

Solar keratoses are red, flattish, dry, scaling areas on the skin, sometimes called sunspots. Sunspots are a warning sign that a person is prone to skin damage and skin cancer.

Most visible signs of ageing are the result of damage to the skin caused by exposure to UVR<sup>6</sup>. This can include skin wrinkling, loss of elasticity, irregular pigmentation and altered skin texture.

**‘Under occupational safety and health laws, employers have a duty of care to provide systems of work, information, training and personal protective clothing and equipment so employees are not exposed to hazards.**

**Employees also have a duty of care to themselves and others in the workplace, and must comply with instructions and use the protective clothing and equipment provided.’**

**- WorkSafe WA  
Commissioner Lex  
McCulluch (2011)**

## Eye damage

Acute effects of exposure to UVR on the eye include photokeratitis (inflammation of the cornea and the iris) and photoconjunctivitis (inflammation of the conjunctiva, the membrane that lines the inside of the eyelids and white of the eye), more commonly known as snow blindness or welder's flash. Symptoms range from mild irritation to severe pain.

There is evidence that chronic exposure to UVR contributes to age-related macular degeneration and cataracts, both a cause of blindness. Long-term effects may also include pterygium (white or creamy opaque growth on the cornea), squamous cell carcinoma of the conjunctiva and cancer on the skin surrounding the eye.

## Skin cancer: the facts

The most serious health effect of exposure to UVR is skin cancer.

Our body is made up of tiny building blocks called cells. Cells normally grow, divide, die and are replaced in a controlled way. Cancer is a disease that occurs when the cells of the body are damaged, causing them to grow out of control.

The skin is the largest organ of the body. Skin cancer can grow when the cells that make up our skin are damaged. In most cases this damage is caused by overexposure to UVR.

The top layer of the skin contains three different types of cells: basal cells, squamous cells and melanocytes. Skin cancer types are named after the type of skin cell in which the cancer develops.

The three types of skin cancer are:

1. Basal cell carcinoma (BCC) is the most common type of skin cancer. It grows slowly over months and years and may damage nearby tissues and organs if left untreated.
2. Squamous cell carcinoma (SCC) is less common but grows faster. It may spread to other parts of the body if left untreated.
3. Melanoma is the least common but most dangerous type of skin cancer. Most skin cancer deaths are from melanoma. It is often fast growing and can spread to other parts of the body where it can form a new cancer.

Basal cell carcinomas and squamous cell carcinomas are often grouped together and called non-melanoma or common skin cancers.



### DID YOU KNOW?

For a range of information on working safely in the sun, and support for workplaces and managers, visit your state or territory Cancer Council.

Workplaces can also access the free SunSmart UV Alert widget from [cancer.org.au](http://cancer.org.au) and add it to their website homepage. The widget shows the daily weather, temperature and UV level specific to the site's location including details about the times sun protection is required each day.



### DID YOU KNOW?

Sun exposure is the cause of about 99% of non-melanoma skin cancers and 95% of melanoma in Australia<sup>7</sup>. A very small number of skin cancers are due to genetic predisposition. Both melanoma and non-melanoma skin cancers can appear anywhere on the body, not just sun exposed areas.

## Skin cancer: an occupational disease priority area

Skin cancer can be an employment-related disease resulting from repeated and long-term exposure to a known carcinogen. Skin cancer therefore fits within the national health and safety priority action area of preventing occupational disease more effectively.

The 2011 report on *Workers' compensation claims paid in Australia 2000-2009, Occupational exposure to ultraviolet (UV) radiation* by Cancer Council Western Australia showed Safe Work Australia data indicating that a total of 1360 workers' compensation claims for sun related injury/disease were made between 2000 and 2009, at a total cost of \$38.4 million<sup>8</sup>.

It is suggested that given the long latency period associated with exposure and the onset of skin cancer, it is also likely that compensation claims greatly understate the real incidence of occupational skin cancer<sup>9</sup>.

## Legal obligations

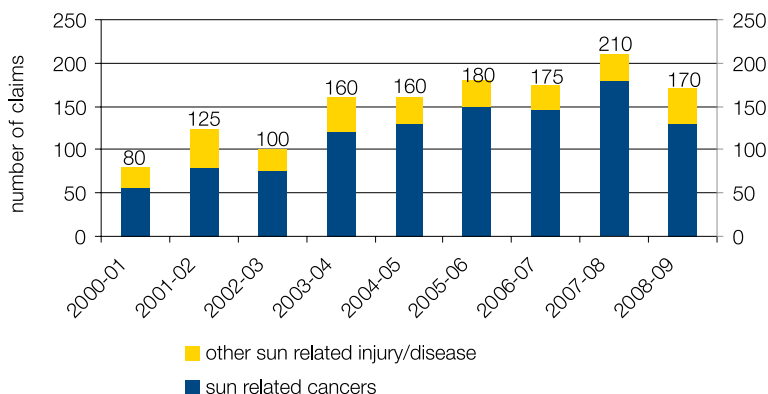
Occupational health and safety legislation, specific to each Australian state or territory, has the clear objective of preventing illness and injury at work and saving lives.

All employers must protect workers by providing a safe working environment that is free of health risks. This includes taking proper steps to reduce the known health risks associated with exposure to UVR for workers who spend all or part of their time working outdoors.

Workers also have a duty to take care of their own health and safety and cooperate with employers' efforts to improve health and safety.

'If there is potential for a worker to sustain injury, there is potential for WorkSafe inspectors to take action, and we will.'

– John Merritt,  
WorkSafe Victoria  
Executive Director  
(February 2003)



Number of claims for sun related injury/disease (including cancers) in Australia by year of lodgement, 2000-2009

Data sourced from SafeWork Australia

Refer to your state or territory OHS authority for more information on health and safety.

To work safely in the sun, workers must follow workplace sun protection policies and procedures, attend training and follow instructions and advice provided, and use supplied protective equipment as instructed.

Other key documents providing technical advice and guidelines on sun protection for outdoor workers include:

- **Radiation protection standard for occupational exposure to ultraviolet radiation** – Australian Radiation Protection and Nuclear Safety Agency (ARPANSA). Visit [www.arpansa.gov.au](http://www.arpansa.gov.au) to view or obtain a copy<sup>10</sup>.
- **Guidance note for the protection of workers from ultraviolet radiation in sunlight** – Australian Safety and Compensation Council (ASCC). Visit [www.safeworkaustralia.gov.au](http://www.safeworkaustralia.gov.au) to view or obtain a copy<sup>11</sup>.

### Industry warned by skin cancer judgment

NSW Workers Compensation Commission Report based on court determination, September 2004.

The Workers Compensation Commission issued a milestone decision by awarding damages to an employee of the Roads and Traffic Authority of NSW for continuous, excessive exposure to the sun while at work resulting in multiple skin cancers.

Robert Ritchie suffered significant damage to his skin while employed as a labourer with the Authority for 34 years. He has had numerous procedures to remove skin cancers from his ears, abdomen, cheeks, back, arms, legs and neck.

Mr Ritchie resigned from the Authority for health concerns in 2003. He filed a claim with the Workers Compensation Commission based on having 'suffered a partial incapacity to work and suffered an injury that arose out of and in the course of his employment.' Mr Ritchie also stated that his injury could be further aggravated by exposure to sunlight.

The Commission determined that Mr Ritchie's employment substantially contributed to his injury, and awarded him weekly compensation at the maximum statutory rate, medical expenses and costs.

### Skin cancer judgment a wake up call to industry

15 August 2003 (SunSmart Victoria Program Media Release)

The verdict delivered in a landmark hearing against Boral Bricks today highlights the importance of sun protection in the workplace, according to Cancer Council Victoria.

A judge in the County Court today found that skin cancer is considered 'serious' and 'dangerous' enough for Eric Reeder, a retired truck driver, to sue his employer of 35 years for damages.

Mr Reeder has developed multiple skin cancers on his back, neck and shoulders and has had malignant melanomas removed from his back. He has to undergo regular treatment to remove multiple skin cancers.

SunSmart Campaign Manager, Craig Sinclair, said, 'Mr Reeder's case is the first court case in Victoria to establish that skin cancer can be a serious occupational injury. This ruling is very significant and is a wake up call to all industries that employ outdoor workers... This case puts sun protection on the agenda with other well known occupational health and safety issues.'

For more compensation claim examples refer to Cancer Council Western Australia: *Workers' compensation claims paid in Australia 2000-2009, Occupational exposure to ultraviolet (UV) radiation.* [www.cancerwa.asn.au](http://www.cancerwa.asn.au)

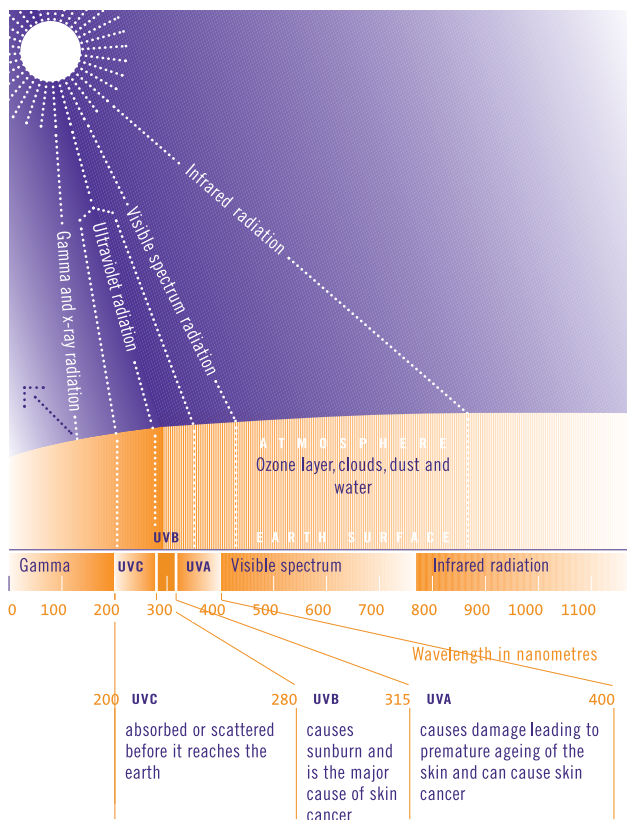




## Facts about ultraviolet radiation

Understanding UVR is vital for understanding the sun protection control measures recommended.

UVR is part of the electromagnetic spectrum emitted by the sun. It can be divided into three types: UVA, UVB and UVC. While all UVC and most UVB radiation is absorbed by the atmosphere, all UVA and about 10% of UVB radiation does reach the earth's surface. Both UVA and UVB are known causes of skin cancer.



Source: Cancer Council Victoria. Shade for everyone: A practical guide for shade development, 2004.

Visit your state or territory Cancer Council website for more information on how much sun is enough to help with vitamin D.

Did you know UVR from the sun:

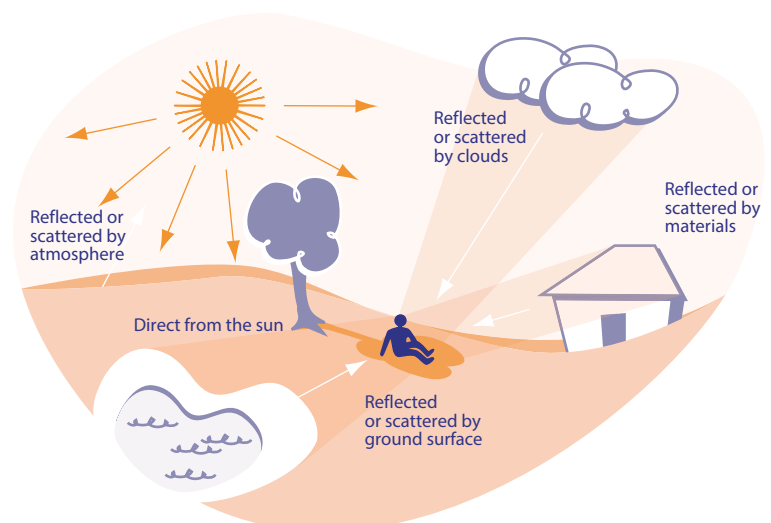
- is high-energy radiation, capable of causing damage to living organisms
- is carcinogenic to humans
- cannot be seen or felt
- is not related to temperature
- can be high even on cool and cloudy days
- can pass through clouds
- can pass through loosely woven material
- can bounce off reflective surfaces such as metal, concrete, water and snow
- is the best natural source of vitamin D and is essential to health in small amounts.

### Factors affecting levels of UVR

UVR can reach you on the ground directly from the sun. It can also be scattered by particles in the air and reflected by ground surfaces such as metal, concrete, sand and snow.

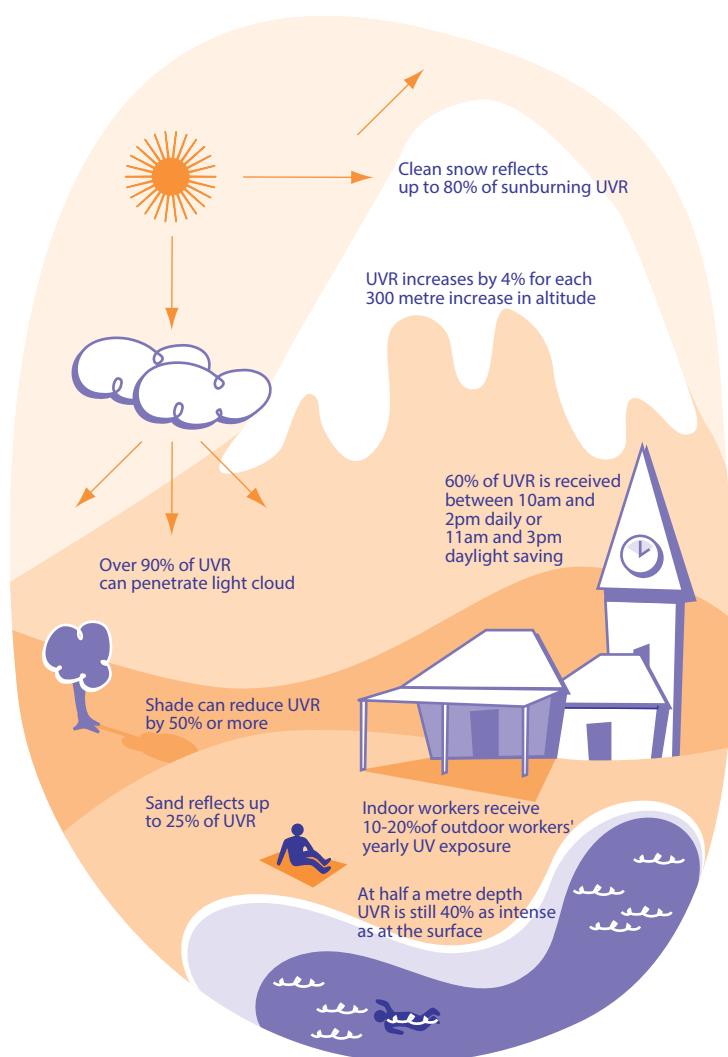
The total amount of UVR present in a given location is affected by the following:

- Sun elevation: The higher the sun in the sky, the higher the levels of UVR at the earth's surface. Therefore levels of UVR are highest in the middle of the day and during summer.
- Latitude: The closer to equatorial regions, the higher the levels of UVR.
- Cloud cover: UVR can pass through light cloud cover, and on lightly overcast days the intensity of UVR can be similar to that of a cloud-free day. Heavy cloud can reduce the intensity of UVR. Scattered cloud has a variable effect on levels of UVR, which rise and fall as clouds pass in front of the sun.
- Altitude: At higher altitudes, the atmosphere is thinner and absorbs less UVR.
- Ozone: Ozone absorbs some of the UVR that would otherwise reach the earth's surface.
- Reflective surfaces: Some building and ground surfaces such as polished aluminium, construction materials, lightly coloured concrete and water can reflect UVR back onto the skin and eyes.



Source: Cancer Council Victoria. Shade for everyone: A practical guide for shade development, 2004.

When developing your sun protection program it is important to remember that your workers will need protection from exposure to both direct and indirect sources of UVR.



For complete protection, a combination of sun protection measures is needed.

Source: Cancer Council Victoria. Shade for everyone: A practical guide for shade development, 2004.

## Describing levels of UVR

Due to the points outlined above, levels of UVR vary across Australia on any given day. The UV Index, a rating system adopted from the World Health Organization, is a simple way of describing the amount of UVR at the earth's surface.

The values of the UV Index range from zero upward. The higher the number, the stronger the levels of UVR and the less time it takes for damage to occur.

The UV Index has five categories:

- Low: UV Index of 1–2
- Moderate: UV Index of 3–5
- High: UV Index of 6–7
- Very High: UV Index of 8–10
- Extreme: UV Index of 11 and above

When the UV Index is at 3 and above, sun protection is required, as the amount of UVR reaching the earth's surface is strong enough to damage the skin, which can lead to skin cancer. When the UV level is below 3 it is safe to get some sun without protection to help with vitamin D.

However, it is recommended that for outdoor workers who spend extended periods of time outdoors, for those who work in alpine regions, or highly reflective surfaces, sun protection should be used when the UV is below 3.

Cancer Council Australia recommends the use of sun protection measures when the UV level is 3 or above and at all times of the year when working outdoors for extended periods, when in alpine regions or near highly reflective surfaces.

### The SunSmart UV Alert

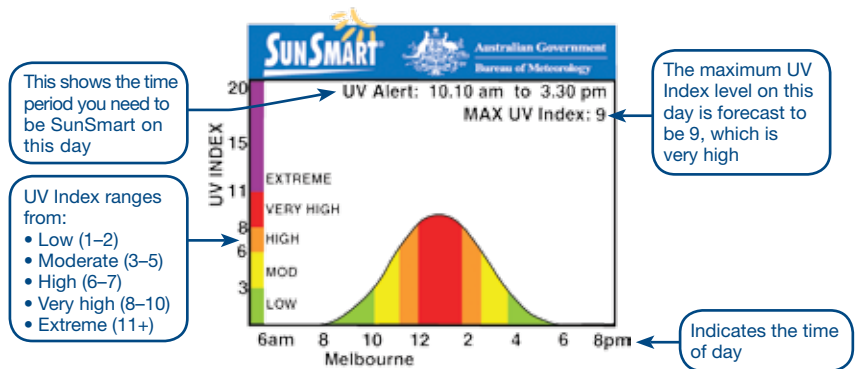
The SunSmart UV Alert is a tool workplaces can use to protect workers from the sun's UVR.

Based on the UV Index, the Bureau of Meteorology issues the SunSmart UV Alert whenever the UV Index is forecast to reach 3 or above.

Daily sun protection times can also be accessed from the free SunSmart app for smart phones. SunSmart has also developed the SunSmart UV Alert widget that can be added to your workplace intranet pages by visiting [www.sunsmart.com.au/uvwidget.html](http://www.sunsmart.com.au/uvwidget.html)

The SunSmart UV Alert is reported daily in some television, radio weather forecasts and newspapers around Australia. It is also available at [www.bom.gov.au/uv](http://www.bom.gov.au/uv)

Live UV levels are available for Australian capital cities via the Australian Radiation Protection and Nuclear Safety Agency (ARPANSA) website at [www.arpansa.gov.au](http://www.arpansa.gov.au)



### Photosensitivity

Photosensitivity is an abnormally high sensitivity of the skin or eyes to UVR. This can cause the skin to burn more easily and increase your risk of skin cancer.

Photosensitivity is caused by ingestion, inhalation or skin contact with substances known as photosensitisers. Some substances that cause photosensitivity include industrial chemicals, drugs, plants and some essential oils and fragrances.

A risk assessment used to identify work situations where workers are exposed to the sun should also identify any photosensitising substances which may be associated with the work people do.

For a detailed list of substances that cause photosensitivity refer to the Guidance Note for the Protection of Workers from Ultraviolet Radiation in Sunlight (ASCC). Visit [www.safeworkaustralia.gov.au](http://www.safeworkaustralia.gov.au) to view or obtain a copy.

## Common substances that cause photosensitivity

Coal tar and derivatives	
anthracene	phenanthrene
pitch	creosote
Dyes	
acridine	fluorescin
bromofluorescein	methylene blue
eosine	rhodamine
erythrocin	rose bengal
Chlorinated hydrocarbons	
chlorobenzols	triphenyls
diphenyls	
Plants	
bergamot	fennel
bind weed	fig
buttercup	lemon
chrysanthemum	lime
dill	St John's Wort

Source: ASCC. *Guidance note for the protection of workers from ultraviolet radiation in sunlight, 2008.*

Some medications can cause photosensitivity. Check with your doctor or pharmacist, as alternative medication may be available.

## UVR and glass

There are many different types of glass. Each provides very different levels of sun protection.

### House window glass

House window glass has an ultraviolet protection factor (UPF) of 10. This means one tenth (10%) of UVR will pass through. The window absorbs the remaining 90%. This type of glass provides only moderate protection against UVR.

### Office building glass

Office building glass has a UPF of 50+, which means one fiftieth (less than 1%) of UVR will pass through. The window absorbs the remaining 99%. This type of glass provides excellent protection.

### Vehicle glass

The levels of UVR inside a car vary, depending on whether the side windows are open or closed and the orientation of the vehicle with respect to the sun.

Laminated windscreens, which are made of a tough plastic layer bonded between two panes of glass, have UPF ratings of 50+. However the plain window glass used in car side windows is usually about a UPF 12, which provides only moderate protection unless clear or tinted film is applied.

A person sitting in a car can still receive significant exposure to UVR. Cancer Council Australia recommends that people who spend long periods of time in a car when UV levels are 3 and above use sun protection. This will ensure occupants are protected both in the vehicle and when they leave it.

Refer to the Cancer Council Australia position statement on tinting of car and window glass. Go to [www.cancer.org.au / sunsmart](http://www.cancer.org.au/sunsmart)

Refer to your state or territory OHS authority for more information on heat illness and heat discomfort.

## UVR and heat

In addition to UVR, the sun emits other radiation including visible light and infrared radiation. We can see visible light and we feel infrared radiation as heat.

Heat or high temperatures are not related to levels of UVR. Temperature relates to the amount of infrared radiation present in sunlight, not UVR, so it is incorrect to use temperature as a guide to determine when sun protection is needed.

## Heat illness

When the body is unable to cope with working in heat, heat illness can occur. Heat illness covers a range of medical conditions including heat stroke, heat exhaustion, heat cramps and skin rashes. Signs and symptoms of heat illness include nausea, dizziness, clumsiness, collapse and convulsions. If left untreated, heat illness can be fatal.



### DID YOU KNOW?

It is a common misconception that you can 'feel yourself getting sunburnt'. UVR cannot be seen or felt so it can damage our skin without us knowing.

Exposure to UVR and heat illness are separate occupational hazards for outdoor workers. However, the effect of heat must be considered when implementing a sun protection program for the following reasons:

- Working in hot conditions may contribute to non-compliance with sun protection measures. The use of personal protective equipment and clothing may decline due to heat discomfort.
- Inappropriately designed and heavy covering clothing worn for sun protection can contribute to a worker's risk of heat illness. Select material and a design that provides sun protection while keeping workers cool in hot conditions.
- In some cases, control measures can reduce workers' risk of both heat illness and exposure to UVR. These include:
  - Provision of shade for outdoor work.
  - Rest breaks in cooler, shaded or indoor areas. Additional breaks may be needed.
  - Provision of loose fitting, lightweight clothing for air movement and sun protection.
  - Changes to work schedules that allow heavy work to occur during cooler times of the day. This may also coincide with the times when UVR is less intense, such as early in the morning or late in the afternoon.
  - The use of more people and rotation of workers between cooler, shaded tasks and hot outdoor work.



## Protecting your workers

When it comes to health in the workplace, prevention is far better than cure. In consultation with health and safety representatives and workers, employers should identify UVR exposure hazards, and introduce control measures to reduce exposure.

Cancer Council Australia recommends that workplaces have a comprehensive sun protection program in place that includes:

- Risk assessment: periodic assessment of the UVR exposure risk to all workers.
- Sun protection control measures: the introduction and maintenance of protective measures in line with occupational hazard controls.
- Training workers to work safely in the sun: the provision of information, instruction, training and supervision for workers.
- Sun protection policy: documentation of the program, including control measures, in a written policy.
- Monitoring program effectiveness: a process to determine the effectiveness of control measures and identify changes that may further reduce exposure.

### Making a case for sun protection: tips for success

- ✓ Form a small working party. Seek representatives from across the organisation to investigate, plan, develop and guide implementation of your sun protection program. Health and safety representatives, where in place, should be involved in the working party.
- ✓ Research widely to gather information. Collect data and information on numbers of workers at risk, compensation claims for sun-related injuries, incidence of sunburn, and what similar organisations and industries are doing. Clarify your duty of care and legal obligations.
- ✓ Consult workers and their representatives. Ask their opinions and needs, and conduct surveys and interviews of workers to learn more about attitudes, awareness of the issue and current behaviour in regard to sun protection.
- ✓ Design your sun protection program. Use the recommendations in this booklet to design the program and write your policy. Circulate the draft to seek feedback and approval.
- ✓ Establish a budget to develop and implement the program.
- ✓ Officially launch the program so all workers are aware of its existence. Use newsletters and websites to publicise the program as widely as possible.
- ✓ Document the process. Keep a written record of what has been undertaken and the results of all actions. This will provide valuable information to review the program and policy later, and identify possible reasons for success or failure.

Visit your state or territory Cancer Council website for more information on how to conduct a UVR risk assessment.

The Guidance Note for the Protection of Workers from Ultraviolet Radiation in Sunlight (ASCC) also includes a UVR Exposure Checklist.

Visit [www.safeworkaustralia.gov.au](http://www.safeworkaustralia.gov.au) to view or obtain a copy.

Remember, for the best protection, use a combination of sun protection measures.



## Risk assessment

Risk assessment is a step in the hazard management process used to identify:

- workers who have a high risk of exposure to UVR
- situations or work systems where high exposure to UVR occurs.

Total exposure to UVR during outdoor jobs depends on factors such as:

- the geographical location of the job
- the time of year when outdoor work occurs
- the times of the day when outdoor work occurs
- the pattern and length of exposure – exposure can occur in an ongoing episode or via a series of shorter episodes which add up over the day
- the availability and use of control measures
- the presence of reflective surfaces
- the presence of photosensitisers.

## Sun protection measures

Once the risk has been assessed, employers and workers should work together to make changes to minimise the risk.

A comprehensive sun protection program should include the introduction of protective measures in line with occupational hazard controls including:

- engineering controls, which are measures that reduce exposure to UVR by a physical change to the work environment
- administrative controls, which are measures that reduce exposure to UVR by a change in work procedure and the way work is organised
- personal protective equipment and clothing, which are measures that reduce exposure to UVR by providing a personal barrier between individual workers and the hazard.

## Engineering controls

Providing shade, modifying reflective surfaces and using window tinting on vehicles are all examples of engineering controls that reduce workplace exposure to direct and indirect sources of UVR.

### Provide shade

Shade is one of the most effective forms of sun protection for outdoor workers. Shade can come naturally from trees and shrubs, or artificially from permanent or portable structures, which can be easily erected and adapted to suit different types of equipment and worksites.

Although some forms of shade can initially be expensive, the cost and health benefits are long term. Even if it is difficult for work to occur in the shade, provision should be made for shade during breaks, especially lunch breaks.

When considering shade options to protect workers from UVR keep in mind that:

- Shade needs to be effective. To evaluate the effectiveness of shade consider both the protection provided by the vegetation and/or material as well as the coverage the shade provides.
- The quality of shade from natural sources such as vegetation depends on the density of the foliage, the size of the canopy, the shape of the vegetation and how far the canopy is from the ground.
- There are different types of shade materials. Check the UPF rating of shade material used. Look for UPF 20 or more to ensure at least 94% of UVR is blocked.



- In general the larger the structure, the more protection provided.
- Position under the shade is important. Levels of UVR are greater near the edge of shaded areas than at the centre.
- UPF ratings for shade apply to material only. The overall protection provided also depends on the design of the structure itself, its placement relative to the sun and how it is used.
- Portable shade offers limited protection. It can provide a quick and cheap solution to shade small numbers of people, and is ideal for places where no other shade options are available. Position to allow occupants to work away from sides and openings.
- Existing shade at the worksite, such as buildings, trees and other structures, may provide shade for workers. Look to relocate jobs to take advantage of existing shade if possible.
- You can never rely on shade alone. A worker working in the shade may still receive a substantial amount of exposure from indirect sources of UVR such as reflection from a nearby surface. Always combine shade with personal sun protection measures.

### Modify reflective surfaces

Some ground and building surfaces reflect UVR.

Material	Level of reflected UV radiation
Lawn grass, summer/winter	2.0% – 5.0%
Grasslands	0.8% – 1.6%
Soil, clay/humus	4.0% – 6.0%
Asphalt roadway, new (black), old (grey)	4.1% – 8.9%
House paint, white	22.0%
Boat deck, wood/fibreglass	6.6% – 9.1%
Open water	3.3%
Open ocean	8.0%
Sea surf, white foam	25.0% – 30.0%
Beach sand, wet	7.1%
Beach sand, dry, light	15.0% – 18.0%
Snow, old/new	50.0% – 88.0%
Concrete footpath	8.2% – 12.0%

Source: Sliney DH. *Physical factors in cataractogenesis: Ambient ultraviolet radiation and temperature, 1986.*

When considering changes to reduce exposure to indirect UVR from reflective sources, keep in mind:

- Surface type: soft and rough surfaces reflect less UVR than hard and/or smooth surfaces.
- Colour: simply painting a surface a less reflective colour can reduce indirect exposure.

### Consider window tinting

Clear or tinted films applied to the side windows of a vehicle can substantially reduce the amount of UVR transmitted into a vehicle. The amount of protection varies with different products, so check with the product supplier.

Applying films and tints will only be effective if the windows are closed, so air conditioning of vehicles may also be required.

Businesses must weigh up the costs against the benefits.

Refer to your state or territory Cancer Council for more information on types of shade, effective shade planning and shade development.

Use the SunSmart shade audit tool to access existing shade and create effective shade - See [sunsmart.com.au/shading-audit/intro](https://sunsmart.com.au/shading-audit/intro)

## Administrative controls

An effective way to protect workers is to encourage them to minimise the amount of time spent working in the sun, particularly when levels of UVR are strongest.

### Reschedule outdoor work programs

When considering changes to outdoor work schedules to minimise exposure:

- Plan work routines so outdoor work tasks are done early in the morning or later in the afternoon when levels of UVR are lower.
- Plan work routines so indoor or shaded work tasks are done during the middle of the day when levels of UVR are strongest.
- Move the job indoors or into shaded areas.
- Share outdoor tasks and rotate staff so the same person is not always out in the sun.

### Use the SunSmart UV Alert

Introduce a new system that encourages workers to look at the SunSmart UV Alert every day. The UV Alert tells workers the daily sun protection times so they know when to use sun protection measures.

- Establish a system for all workers to receive a daily text message reminder of the UV Alert.
- Ensure newspapers are available to workers and encourage them to check the UV Alert on a daily basis. Leave them open at the weather page.
- Set up a SunSmart UV Alert sign at key worksite entrance and exit points and on bulletin boards in the staff tearoom. Change the sign on a daily basis to reflect the Alert forecast for the coming day.
- Upload the SunSmart UV Alert widget to your intranet pages. Remind workers to check the sun protection times daily.
- Encourage workers to download the free SunSmart smart phone app and to check daily sun protection times.
- Plan work schedules based on the UV Alert.
- Make SunSmart UV Alert announcements during the day.
- Ensure workers are trained in 'how to read' the SunSmart UV Alert.

The SunSmart UV Alert is reported for over 200 locations across Australia, so check and use the UV Alert for the location closest to your worksite.

## Personal protective equipment and clothing

The use of personal protective equipment and clothing (PPE) in regards to sun protection includes:

- provision of sun protective work clothing
- provision and use of sun protective hats
- provision and use of sunglasses
- provision and use of sunscreen.

Choose carefully when using PPE as the control option, keeping in mind the type of outdoor work being performed. The design must balance sun protection with the need to stay cool in hot conditions.

Workers must be trained in the correct use of all PPE. It is important that design and/or usage do not create a secondary hazard such as loose clothing becoming caught in machinery.

### Sun protective work clothing

One of the most effective barriers between skin and the sun is clothing. The overall protection provided by clothing depends both on the material from which it is made and the garment's design.



The free SunSmart App lets you know when you do and don't need sun protection and when it's safe to get some sun for vitamin D, making it easier than ever to be smart about your sun exposure all year.

When selecting sun protective clothing for outdoor workers keep in mind that:

- Different types of fabric provide different protection. Closeness of weave, colour and condition can affect the ability of material to absorb UVR.
- Fabrics may carry a swing tag with a UPF rating. These fabrics have been tested to determine how effective they are at blocking UVR. The higher the UPF rating, the more protection provided. UPF 50+ provides the best protection.
- Fabrics that do not carry a UPF rating do not necessarily offer less protection. It just means they haven't been tested for sun protection.
- The design should cover as much skin as possible. Long pants and shirts with a collar and long sleeves provide the best sun protection.
- Keeping cool is also important. Specially designed work clothing is now available that is lightweight and cool, yet still provides maximum sun protection. In the heat it is important that garments draw perspiration away from the body to help the body stay cool.



### Sun protective hats

A sun protective hat is one that shades the face, head, ears and neck. As with clothing, the overall protection provided depends on the material from which the hat is made together with the design.

When selecting sun protective hats for your outdoor workers keep in mind that:

- You will need to check the UPF rating of the fabric. If you can see through the hat material, the sun will get through, which is why a close weave is important. As with clothing, hats will carry a swing tag if the material has been tested to determine how effectively it blocks UVR.
- A broad brimmed, bucket or legionnaire style hat provides best protection. Research has shown that broad brimmed and bucket hats provide the most sun protection for the face and head. Legionnaire hats provide satisfactory sun protection and are more suitable when work involves a lot of bending.
- Baseball caps do not provide protection from UVR. Baseball caps are not recommended as they fail to shade most of the face, neck or ears.
- Broad brimmed hats should have a brim of at least 7.5cm.
- Bucket hats should have a deep crown, sit low on the head and have an angled brim of at least 6cm.
- Legionnaire style hats should have a flap that covers the neck. The side of the flap should meet with the peak to provide protection to the side of the face.
- Attachable brims and neck flaps are available for hard hats or helmets.
- Hats should always be used in combination with other forms of sun protection.
- A broad brimmed hat alone can reduce sun exposure to the eyes by 50%. When teamed with sunglasses and sunscreen, protection provided substantially increases.

Refer to your state or territory Cancer Council for more information on what to look for when choosing sun protective clothing and hats.

UPF Rating	Protection Category	% UV Radiation Blocked
15, 20	Good	93.3 - 95.9
25, 30, 35	Very Good	96.0 - 97.4
40, 45, 50, 50+	Excellent	97.5 or more

Source: Australian Radiation Protection and Nuclear Safety Agency. Resource guide for UV protective products 2003.



Refer to your state or territory Cancer Council for more information on sunglasses.



EPF rating symbol used to classify how well a lens blocks UVR



Symbol required when sunglasses must not be used when driving.

### ? DID YOU KNOW?

The darkness of the lens should not be used to gauge protection from UVR. Some clear lenses may provide maximum protection from UVR, although a tint is desirable to reduce glare.

### Sunglasses

Sunglasses can provide excellent protection for the eyes. The overall protection provided depends on the protective qualities of the lens together with the design of the sunglasses.

When selecting sunglasses for your workers, keep in mind that:

- All sunglasses sold in Australia must comply with the sunglass standard AS/NZS 1067:2003: Sunglasses and Fashion Spectacles.
- The sunglass standard defines five categories of lenses and all sunglasses sold in Australia must be labelled to indicate which category they comply with. Look for the words 'good UV protection' on the label or swing tag and be aware that category 0 and 1 are fashion spectacles – not sunglasses.
- Due to colour or darkness of the lens some sunglasses must not be used when driving. If your workers are required to operate vehicles, read the label description carefully to ensure sunglasses are suitable for driving.
- Some sunglasses may be labelled with an eye protection factor or EPF. This is a scale from one to 10 which is used to classify how well a lens blocks UVR. If a lens has been tested it may state an EPF rating on the label. Sunglasses with an EPF of 9 and 10 transmit almost no UVR.
- Close-fitting, wrap around style sunglasses are best. This design stops UVR from entering the sides and top of the lenses.
- Polarised lenses reduce glare, which is reflected visible light. This makes it easier to see on a sunny day.
- Some workers may need additional eye protection from flying objects or glare. In this case, choose specialist safety sunglasses that meet the standard for safety glasses AS/NZS 1337.1:2010: Eye and face protectors for occupational applications. Safety glasses still provide good UV protection but will require tinting for use outdoors.

### ? DID YOU KNOW?

The price of sunglasses does not have any relationship to protection from UVR. Low cost sunglasses that comply with the sunglass standard may also provide excellent protection from UVR.

- Prescription glasses, either clear or tinted, are excluded from AS/NZS 1067 but may still provide protection against UVR. Workers with prescription glasses or prescription sunglasses should check with their optometrist. Fit-overs are recommended for eyeglasses as few are close fitting and wrap around in style.

### Sunscreen

Sunscreen should always be used with other sun protection measures. It is important to realise that no sunscreen offers 100% protection from UVR.

When providing sunscreens as PPE keep in mind that:

- All sunscreen must carry a sun protection factor (SPF) rating. Cancer Council Australia recommends the use of SPF 30+, broad-spectrum and water resistant sunscreen. Broad-spectrum sunscreen filters both UVA and UVB radiation.
- Workers must be educated on the correct way to apply and use sunscreen:

- Sunscreen should be applied 20 minutes before going outdoors so that it can be absorbed into the skin properly.
- Regardless of the instructions on the bottle, sunscreen should be reapplied every two hours, or more often if perspiring.
- Apply sunscreen to clean, dry skin.
- Use a generous amount of sunscreen. The average-sized adult should apply at least one teaspoon of sunscreen to each arm, leg, front of body and back of body and at least half a teaspoon to the face (including the ears and neck). That is, 35ml of sunscreen for one full body application.
- Any moisturiser or make up should be applied on top of sunscreen.
- Price is not always an indication of quality. Any broad-spectrum sunscreen with an SPF 30+ rating will, if applied correctly, provide good sun protection.
- Sunscreen should be kept in easily accessible places, such as tearooms and site offices, and stocks replaced regularly to avoid deterioration.
- Sunscreen can go off, so always check the expiry date and store in a cool place below 30°C.
- Sunscreen can be bought as a cream, lotion, milk or gel. All sunscreens labelled SPF 30+, broad-spectrum work equally well.
- Lips also need to be protected with a lip balm containing SPF 30+.



Refer to your state or territory Cancer Council for more detailed information on sunscreen.



### DID YOU KNOW?

The Australian Taxation Office has recognised the importance of sun protection for outdoor workers, with tax deductions available for sunscreen, hats and sunglasses. Visit [www.ato.gov.au](http://www.ato.gov.au) for further information.

### Cancer Council Australia recommends five simple steps to protect workers from sun damage:

1. Slip on sun protective work clothing
2. Slop on SPF 30+ sunscreen
3. Slap on a hat
4. Reduce exposure to solar UVR
5. Slide on some sunglasses



### Control measures: tips for success

- ☑ Involve workers in designing and/or selecting suitable sun protective clothing and hats, sunglasses and sunscreen. Ask workers which styles and types they prefer.
- ☑ Select a manufacturer or supplier who is able to respond to the needs of your industry/workers and design/develop new sun protective products.
- ☑ Trial new initiatives. Have outdoor workers trial samples of sun protection clothing and equipment and ask for their views. Some workplaces have a timeline to phase in new uniforms.
- ☑ Document feedback. It is particularly important that any feedback, including complaints about changes to clothing or work practices, is documented as soon as it is received.
- ☑ Set an example. Ensure managers and supervisors model the use of all sun protective behaviour and practices.
- ☑ Train workers in the use of sun protective PPE. There are many misconceptions about the use of sun protection that can be dispelled when workers are informed.
- ☑ Sun protection in the workplace is more than Slip! Slop! Slap! Ensure your workers are aware of all the sun protection control measures and the importance of using each in combination, wherever possible.

Refer to your state or territory Cancer Council for resources, advice and services to help with the design and delivery of education and training for workers.

## Training workers to work safely in the sun

Raising awareness and providing education and training to safety officers, health and safety representatives, supervisors, outdoor workers and new staff is essential to the success of a workplace sun protection program.

A workplace training program can:

- raise the profile of sun protection as a health and safety issue
- improve knowledge and understanding of sun protection measures
- dispel common misconceptions about UVR and various sun protection measures
- provide new staff with information on sun protective measures in place within your organisation
- help workers detect the early signs of skin cancer
- provide safety personnel and site supervisors with knowledge to confidently address issues that may arise
- improve sun protection behaviour of workers both 'on' and 'off' the job
- raise workers' awareness about your workplace sun protection program and policy
- demonstrate the commitment of management to providing a safe working environment
- provide a forum for feedback from workers.

Topics should include:

- harmful health effects of exposure to UVR
- risk factors for skin cancer
- factors affecting levels of UVR
- correct application and use of sun protection measures
- how to check for skin cancer
- what to look for when checking for skin cancer
- what to do if concerned about a suspicious spot.

### Education and training: tips for success

- ✓ Target groups for training include management, health and safety personnel, safety officers, worksite supervisors, at risk workers and new workers.
- ✓ Tailor your training program to meet the ongoing needs of the workplace and workers. Use worker surveys, audit results and checklists to identify needs.
- ✓ Use a variety of training methods and tools including: tool box talks, guest speakers, introductory or refresher sessions, newsletter articles, poster displays, dissemination of educational brochures and flyers, health and safety noticeboard, reminders via staff meetings and SMS messages, signage and pay slip notes.
- ✓ Be creative: use incentive programs, role modelling, family events and competitions to raise awareness about the issue. Try a SunSmart worker of the month or SunSmart team of the week award. Remember, colleagues with a personal experience to share can be powerful advocates for sun protection.

## A workplace sun protection policy

A sun protection policy is a written document that records why and how the UVR risk is to be managed by your workplace.

A sun protection policy should include the following key elements:

- description of the hazard and key reasons for the policy
- details of sun protection control measures to action
- details of education and training requirements
- an outline of who is responsible for implementation and monitoring
- procedures for managing non-compliance
- details of review processes.

(Refer to page 27 for a sample sun protection policy.)

### Developing a policy: tips for success

- ✓ Decide if your organisation needs a new policy or if an existing OHS policy can be modified to incorporate sun protection.
- ✓ Circulate drafts of the policy for comment.
- ✓ Include procedures for dealing with non-compliance and complaints. Non-compliance with the sun protection policy should be managed, as any other non-compliance issue would be. Use the organisation's standard disciplinary procedures.
- ✓ Ensure management is well informed and confident to deal with questions about the policy and non-compliance.
- ✓ Set realistic timeframes for the implementation of the policy and its ongoing review. Some workplaces designate a period for adjustment before making sun protection equipment compulsory.
- ✓ Regularly reassess the risk and review the policy to ensure it remains current.

## Monitoring program effectiveness

When sun protection control measures have been implemented they must be monitored and reviewed on a regular basis, or at least every two years. Employers must also provide supervision to ensure correct use and compliance with control measures.

Where possible, incorporate monitoring of sun protection control measures into existing audit tools used in the workplace, including OHS inspections, on-site supervisor reports and checklists.

Where monitoring reveals non-compliance, it should be managed, as any other non-compliance issue would be, by using the organisation's standard disciplinary procedures.

## Reviewing your sun protection program

It is important to show that your overall sun protection program is successfully implemented. To review the program:

- Ask staff for comments, concerns or difficulties experienced with the new policy and/or control measures.
- Repeat the risk assessment to provide information on changes in UVR risk levels and success of sun protection control measures.
- Examine results of monitoring processes to identify behaviour changes in regards to sun protection and the extent of compliance with control measures.
- Repeat worker surveys to identify changes in attitudes and awareness of the issue.



### Monitoring and review: tips for success

- Monitor the program and the use of control measures closely in the first 12 months.
- Establish a system for collecting regular and ongoing feedback from workers. Try surveys, focus group interviews and worker quizzes.
- Ensure feedback is documented and considered when making changes.
- Consult with workers and their representatives prior to making changes.
- Once established, review the program and policy on a regular basis, or at least every two years.
- Use information gathered during monitoring processes to inform training needs.





## Health surveillance and skin cancer

Skin cancer may appear as either a new skin growth or one that has changed in colour, size, shape or texture. Skin cancer can usually be cured if treated early.

It is important to note that there is no screening program in Australia for either melanoma or non-melanoma skin cancer, as they do not meet the recognised criteria for cancer screening.

Cancer Council Australia and the Australasian College of Dermatologists do however recommend the involvement of general practitioners to monitor and assess patients identified as high risk, or patients with concerns about skin cancer.

The early diagnosis and treatment of skin cancer relies heavily on early detection, with an emphasis on self-examination.

## Recommendations for workplaces

Occupational health and safety legislation requires employers to provide a safe and healthy workplace, have systems of work that are without risks to health and to provide workers with information, instruction and training about hazards and risks. It also requires workers to monitor the health of workers.

In regards to health monitoring of skin cancer, this entails employers giving workers specific information about the risk.

Employers whose workers are exposed to UV radiation may provide regular skin checks for these workers. However skin cancer can develop rapidly. As part of their obligations on this risk to health, employers should provide workers with information on how they can check their own skin for any suspicious spots.

There is no screening program in Australia for either melanoma or non-melanoma skin cancer.

Early diagnosis and treatment of skin cancer relies heavily on early detection, with an emphasis on self-examination.

**SUNSMART**

### Spot the difference

See your doctor immediately if you see anything unusual or notice any changes to your skin

#### SKIN CANCERS

<b>Melanoma</b>	<b>Basal cell carcinoma</b>	<b>Squamous cell carcinoma</b>
		
<b>Nodular melanoma</b>		
		

<b>WARNING SIGNS</b>	<b>HARMLESS SPOTS</b>
<b>Solar keratoses or sunspots</b>	<b>Moles</b>
	
	<b>Seborrheic keratoses</b>
	

**CHECK YOUR SKIN REGULARLY**  
Most skin cancers are detected by people themselves or by a family member. Early detection is crucial if skin cancer is to be cured. Unlike many other cancers, skin cancer is often visible, making it easier to detect in the earlier stages. Make sure you check your entire body as skin cancers can sometimes occur on parts of the body not exposed to the sun.

**PREVENTION IS BETTER THAN CURE**  
When the UV is 3 or above, use a combination of:  
- Slip on sun-protective clothing.  
- Slip on SPF 30+ broad spectrum sunscreen.  
- Slip on a hat.  
- Seek shade.  
- Slide on some sunglasses.  
Check the SunSmart UV Alert daily at [sunsmart.com.au](http://sunsmart.com.au), in daily newspapers or on your iPhone app.

For more information call 13 11 20 or visit [sunsmart.com.au](http://sunsmart.com.au)




Outdoor workers should regularly look at their skin for suspicious spots. It is important that workers know what their skin looks like normally so changes will be noticed early.



Refer to your state or territory Cancer Council for more information and advice on skin clinics.

Workers should be informed about:

- the need to check their own skin
- the importance of becoming familiar with how their skin normally looks
- how often they should examine their skin
- tips on how to examine their skin
- what to look for when examining their skin
- what to do if a suspicious spot is noticed.

This information is available via leaflets and posters from your state or territory Cancer Council.

### Key early detection messages for workers

Outdoor workers should regularly look at their skin for suspicious spots. A good way to remember is to check your skin with each change of season. It is important that workers know what their skin looks like normally so changes will be noticed.

Tips on how to check your skin:

- Check your whole body including the soles of your feet, between your toes, your armpits, ears, eyelids, under your fingernails and scalp.
- Use a hand held mirror or have someone help you to check areas you cannot see such as your back, back of your neck and legs.
- Look for a new spot or a spot that is different from the ones around it.
- Look for a sore that doesn't heal.
- Look for a spot or mole that has changed in size, shape or colour.
- Use the information found in the educational material from state and territory Cancer Councils for pictures and descriptions of skin spots to watch.

**Workers should be advised to see their doctor as soon as possible if they notice anything unusual or have concerns about their skin.**

### Workplace medical checks and skin cancer

Cancer Council Australia recommends workplaces focus their health surveillance activities on encouraging workers to examine their own skin and providing information to promote the key early detection messages outlined above. However, some workplaces want to provide skin cancer checks within their regular medical examination activities.

The decision to provide a skin cancer check service for outdoor workers should be carefully considered for reasons such as:

- Skin cancer can grow quickly. There is a danger workers will come to rely on skin cancer checks provided by their workplace and therefore fail to notice a skin cancer that appears in the interim.
- A focus on skin cancer checks may result in workers becoming complacent about the use of sun protection control measures to prevent skin cancer.
- The experience and expertise and therefore the quality of service providers vary.
- Your legal obligations may not be met unless there is a clear emphasis on workers knowing how to regularly examine their own skin.
- If skin cancer checks are conducted on a voluntary basis, early detection messages, if delivered, will not reach workers who choose not to attend.

Cancer Council Australia does not operate, recommend or endorse any skin check services or clinics. If your organisation decides to provide a skin cancer check for workers, it is important to ensure the medical practitioner conducting the checks has expertise and training in the area of skin cancer.

The medical practitioner or skin check service provider should:

- Identify workers at high risk such as those with a family history of skin cancer, workers with fair skin that burns rather than tans, workers who are aged 50 or over, workers who have solar keratoses.
- Always promote the complete early detection message – see above for key early detection messages for workers.
- Always encourage workers to ‘get to know their own skin’ so changes will be noticed.
- Stress the importance of workers checking their skin regularly throughout the year and not relying on workplace medical checks to detect skin cancer.
- Provide information on how to check for skin cancer.
- Undertake a full body examination for skin cancer.
- Keep a record of the skin examination including a body map documenting suspicious spots.
- Refer the worker to their own doctor or a skin specialist if skin cancer is suspected, for confirmation of diagnosis and further action.
- Stress to the worker the importance of getting further diagnosis and treatment without delay.
- Consider a process to ensure workers follow up with referrals and receive diagnosis and treatment.
- Remind your worker that prevention is better than cure.

**Remember: All workers should be encouraged, and provided with information, to examine their own skin, whether they attend a workplace skin cancer check or not.**

Refer to Cancer Council Australia’s position statement on screening and early detection in regards to skin cancer. Go to [www.cancer.org.au](http://www.cancer.org.au)





## A sample sun protection policy for workplaces

This sample sun protection policy is intended as a guide only. Organisations should use aspects to tailor a policy that suits the needs and practicalities of their own organisation.

### (Organisation Name) sun protection policy

#### Rationale

Australia has one of the highest rates of skin cancer in the world. Despite being an almost entirely preventable disease at least two in every three Australians will develop skin cancer before they reach the age of 70. Of all new cancers diagnosed in Australia each year, 80% are skin cancers.

Workers who work outdoors for all or part of the day have a higher than average risk of skin cancer. This is because ultraviolet radiation in sunlight or 'UVR' is a known carcinogen.

All skin types can be damaged by exposure to UVR. Damage is permanent and irreversible and increases with each exposure.

(Organisation Name) has an obligation to provide a working environment that is safe and without risks to health. This obligation includes taking proper steps to reduce the known health risks associated with exposure to UVR for outdoor workers.

#### Aims

This policy aims to provide ongoing organisational support to reduce worker exposure to UVR by implementing appropriate sun protection control measures.

#### Our commitment

(Organisation Name) will conduct a risk assessment in consultation with health and safety representatives and workers to identify workers who have a high risk of exposure to UVR, and work situations where exposure to UVR occurs.

(Organisation Name) will reduce workers' exposure to UVR by requiring the use of sun protection measures by outdoor workers during daily sun protection times and at all times when working outdoors for extended periods, in alpine regions or near highly reflective surfaces.

(Organisation Name) recognises that the SunSmart UV Alert is issued whenever the UV Index is forecast to reach 3 and above, and will use the sun protection times displayed to inform workers when it is necessary to use sun protection control measures while working outdoors.

(Organisation Name) recognises that supervision of outdoor workers and monitoring of the use of sun protection measures is required to ensure compliance.

(Organisation Name) recognises that standard company grievance procedures will be initiated where a worker fails to comply with sun protective measures.

(Organisation Name) will ensure injury reporting procedures are followed when an incident of sunburn or excessive exposure to UVR occurs in the workplace.

(Organisation Name) recognises that a combination of sun protection measures, which includes engineering and administrative controls and personal protective equipment and clothing, provides the best protection to workers from exposure to UVR.

#### **Management will:**

##### **Engineering Controls**

- provide shaded areas or temporary shade where possible
- encourage workers to move jobs where possible to shaded areas
- consider applying window tinting to work vehicles
- modify reflective surfaces where possible
- identify and minimise contact with photosensitising substances
- provide indoor areas or shaded outdoor areas for rest/meal breaks

##### **Administrative Controls**

- schedule outdoor work tasks to occur when levels of UVR are less intense, such as earlier in the morning or later in the afternoon
- schedule indoor/shaded work tasks to occur when levels of UVR are strongest, such as the middle part of the day
- encourage workers to rotate between indoor/shaded and outdoor tasks to avoid exposing any one individual to UVR for long periods of time
- provide daily access to the SunSmart UV Alert

##### **Personal Protective Equipment (PPE) and Clothing**

- provide and ensure use of appropriate sun protective PPE in line with SunSmart guidelines including:
  - sun protective work clothing (long-sleeved shirts with collar and trousers/knee-length shorts)
  - sun protective hats that cover the face, head, ears and neck
  - sunglasses that meet Australian standards
  - broad spectrum, SPF 30+, water resistant sunscreen

##### **Education and Training**

- provide training to workers to enable them to work safely in the sun
- ensure training is provided as part of induction for new workers
- ensure workers are provided with information to effectively examine their own skin
- ensure managers and supervisors act as positive role models
- adopt sun protection practices during all company social events
- promote the use of sun protection measures 'off the job'.

#### **Workers will:**

- cooperate with all measures introduced by management to minimise the risks associated with exposure to solar UVR
- comply with instructions and advice in regards to the use of sun protection control measures
- participate in sun protection education programs
- act as positive role models
- be responsible for their own sun protective practices at work.

#### **Review**

This policy will be reviewed on a regular basis, or at least every two years.

Name (please print): \_\_\_\_\_

Position: \_\_\_\_\_

Signature: \_\_\_\_\_

Date: \_\_\_\_\_

Date of next policy review: \_\_\_\_\_

## Further information and contacts

Cancer Council Australia is Australia's peak cancer control organisation. Its members are the eight state and territory Cancer Councils (see below), which work together to undertake and fund cancer research, prevent and control cancer and provide information and support for people affected by cancer.

People seeking information and advice about skin cancer and sun protection can:

- Call the Cancer Council Helpline on 13 11 20
- Visit [www.cancer.org.au/sunsmart](http://www.cancer.org.au/sunsmart)

### Cancer Council Australia

92–94 Parramatta Rd  
CAMPERDOWN NSW 2050  
Tel: (02) 9036 3100  
Fax: (02) 9036 3101  
Email: [info@cancer.org.au](mailto:info@cancer.org.au)  
[www.cancer.org.au](http://www.cancer.org.au)

### Cancer Council ACT

Building 44  
5 Richmond Avenue  
FAIRBARN ACT 2609  
Tel: (02) 6257 9999  
Fax: (02) 6257 5055  
Email: [reception@actcancer.org](mailto:reception@actcancer.org)  
[www.actcancer.org](http://www.actcancer.org)

### Cancer Council New South Wales

153 Dowling Street  
WOOLLOOMOOLOO NSW 2011  
Tel: (02) 9334 1900  
Fax: (02) 9358 1452  
Email: [feedback@nswcc.org.au](mailto:feedback@nswcc.org.au)  
[www.cancercouncil.com.au](http://www.cancercouncil.com.au)

### Cancer Council Northern Territory

Unit 1-3, Casi House  
Vanderlin Drive  
CASUARINA NT 0810  
Tel: (08) 8927 4888  
Fax: (08) 8927 4990  
Email: [admin@cancernt.org.au](mailto:admin@cancernt.org.au)  
[www.cancercouncilnt.com.au](http://www.cancercouncilnt.com.au)

### Cancer Council Tasmania

180–184 Collins Street  
HOBART TAS 7000  
Tel: (03) 6233 2030  
Fax: (03) 6233 2123  
Email: [infotas@cancertas.org.au](mailto:infotas@cancertas.org.au)  
[www.cancertas.org.au](http://www.cancertas.org.au)

### Cancer Council Victoria

1 Rathdowne Street  
CARLTON VIC 3053  
Tel: (03) 9635 5000  
Fax: (03) 9635 5270  
Email: [enquiries@cancervic.org.au](mailto:enquiries@cancervic.org.au)  
[www.cancervic.org.au](http://www.cancervic.org.au)

### Cancer Council Western Australia

15 Bedbrook Place  
SHENTON PARK WA 6008  
Tel: (08) 9388 4333  
Fax: (08) 9388 4399  
Email: [questions@cancerwa.asn.au](mailto:questions@cancerwa.asn.au)  
[www.cancerwa.asn.au](http://www.cancerwa.asn.au)

### Cancer Council Queensland

553 Gregory Terrace  
FORTITUDE VALLEY QLD 4006  
Tel: (07) 3258 2200  
Fax: (07) 3257 1306  
Email: [info@cancerqld.org.au](mailto:info@cancerqld.org.au)  
[www.cancerqld.org.au](http://www.cancerqld.org.au)

### Cancer Council South Australia

202 Greenhill Road  
EASTWOOD SA 5063  
Tel: (08) 8291 4111  
Fax: (08) 8291 4122  
Email: [tcc@cancersa.org.au](mailto:tcc@cancersa.org.au)  
[www.cancersa.org.au](http://www.cancersa.org.au)

Sun protection products can be purchased from your nearest Cancer Council retail outlet. For more information call Toll Free 1300 363 433.

Cancer Council Australia offers free online courses to assist OH&S professionals and workers who may face exposure to UV radiation and other carcinogens. Visit [elearning.cancer.org.au](http://elearning.cancer.org.au) to view our courses.

## References

1. International Agency for Research on Cancer. *Volume 55: Solar and ultraviolet radiation*. International Agency for Research on Cancer: Lyon, France 1997.
2. World Health Organization. GLOBOCAN 2008. *Cancer incidence, mortality and prevalence worldwide*. IARC, WHO, 2010. Retrieved from: <http://www-dep.iarc.fr/> on 6 January 2011.
3. Staples M, Elwood M, Burton R, Williams J, Marks R, Giles G. Non-melanoma skin cancer in Australia: the 2002 national survey and trends since 1985. *Medical Journal of Australia* 2006; 184 (1): 6–10.
4. Australian Radiation Protection and Nuclear Safety Agency. *Radiation protection standard for occupational exposure to ultraviolet radiation, 2006*.
5. Samanek AJ, Croager EJ, Gies P, Milne E, Prince R, McMichael AJ, Lucas RM, Slevin T. Estimates of beneficial and harmful sun exposure times during the year for major Australian population centres. *Med J Aust* 2006; 184 (7): 338–341.
6. Leyden JJ. Clinical features of ageing skin. *British Journal of Dermatology* 1990; 122: 1–3.
7. Armstrong BK. How sun exposure causes skin cancer: An epidemiological perspective. In: Hill D, Elwood JM, English DR, eds. *Prevention of skin cancer*. Dordrecht, the Netherlands: Kluwer Academic Publishers, 2004, 89–116.
8. Cancer Council Western Australia. *Workers compensation claims paid in Australia 2000-2009: Occupational exposure to ultraviolet (UV) radiation*. Monograph series 2011, 2011.
9. Australian Safety and Compensation Council. *Report on indicators for occupational disease, 2006*.
10. Australian Radiation Protection and Nuclear Safety Agency. *Radiation protection standard for occupational exposure to ultraviolet radiation, 2006*.
11. Australian Safety and Compensation Council. *Guidance note for the protection of workers from ultraviolet radiation in sunlight*. Australian Government Publishing Service, 2008.

## Referenced material

Queensland Cancer Fund. *SunSmart policy guidelines: Working towards a SunSmart Queensland*.

Queensland Government, Workplace Health and Safety. *Safety Link - Health: Controlling excessive exposure to ultraviolet radiation, 2001*.

Sliney DH. *Physical factors in cataractogenesis: Ambient ultraviolet radiation and temperature*. Investigative Ophthalmology and Visual Science 1986; 27:781–790.

Cancer Council Australia. *Position statement: Screening and early detection of skin cancer, 2004*.

Cancer Council Australia. *Position statement: Sun protection in the workplace, 2005*.

Cancer Council Australia. *Position statement: Tinting of car and window glass for protection against solar ultraviolet radiation, 2004*.

Cancer Council NSW. *How to check your skin*, (website information) 2004.

Cancer Council NSW. *Your guide to skin clinics*, (website information) 2004.

Cancer Council NSW. *Sun safety at work: Policy on protection from ultraviolet radiation for outdoor workers, 2004*.

Cancer Council SA. *Your guide to skin clinics, 2004*.

Cancer Council Victoria. *Shade for everyone: A practical guide for shade development, 2004*.

Cancer Council WA. *Workplace series: The workplace sun protection policy guidelines and sample policy, 2004*.

Cancer Council WA. *Workplace series: Protecting workers from the sun, 2004*.

Cancer Council WA. *Workplace series: The sun and outdoor workers, 2004*.

Australian Radiation Protection and Nuclear Safety Agency. *Resource guide for UV protective products, 2003*.

WorkSafe Victoria. *Information for workers: Occupational Health and Safety Act 2004, 2005*.

WorkSafe Victoria. *Information for workers on health and safety, 2006*.

WorkSafe Victoria. *Information for employers: Occupational Health and Safety Act 2004, 2005*



## Explanation of terms and abbreviations

**ARPANSA:** Australian Radiation Protection and Nuclear Safety Agency.

**Carcinogen:** Any substance that can cause cancer.

**Employer:** For the purposes of this resource refers to 'persons conducting a business or undertaking' (PCBU), used in health and safety documentation in Australia, which is currently being updated.

**Erythema:** Reddening of the skin due to UVR exposure, as in sunburn.

**Eye protection factor (EPF):** A measure of the amount of protection against solar UVR provided by sunglasses that have been tested in accordance with Australian Standard, AS 1067: 2003.

**NOHSC:** National Occupational Health and Safety Commission.

**Outdoor worker:** A worker who in the course of their duties is required to work outdoors for part or all of the day.

**PPE:** Personal protective equipment and clothing.

**Skin cancer:** Cancer that starts in the cells of the skin. Types include basal cell carcinoma, which starts in the basal cells of the skin; squamous cell carcinoma, which starts in the squamous cells of the skin; and melanoma, which starts in the melanocytes of the skin.

**Solar radiation:** Electromagnetic radiation emitted by the sun. At the earth's surface it consists of visible light, infrared radiation and ultraviolet radiation or UVR.

**Solar ultraviolet radiation (solar UVR):** Refers to the components of ultraviolet radiation emitted by the sun that reach the earth's surface. It contains radiation in the range 290 to 400 nanometres. Wavelengths in the range 100 to 280 nanometres (all UVC and 90% of UVB) are completely absorbed in the atmosphere.

**Sunburn:** Reddening of the skin due to UVR exposure, also known as erythema.

**Sun protection:** Various health and safety issues can arise during outdoor work due to exposure to the sun. For the purpose of this booklet, the term sun protection refers to the modification of the work environment or use of equipment or clothing specifically to reduce exposure and protect against solar UVR.

**Sun protection factor (SPF):** A measure of the amount of protection provided by a sunscreen against solar UVR. SPF ratings are determined by testing sunscreens on the skin of human volunteers in accordance with Australian Standard AS2604: 1998.

**SunSmart UV Alert:** A tool which informs people about the times when UV Index levels will be high enough to damage the skin and when it is necessary to use sun protection measures. The SunSmart UV Alert is issued by the Bureau of Meteorology when the UV Index is forecast to reach 3 or above.

**Ultraviolet protection factor (UPF):** A measure of the UVR protection provided by fabric. UPF ratings are determined by testing fabrics in a laboratory in accordance with Australian Standard AS/NZS 4399: 1996.

**Ultraviolet radiation (UV radiation or UVR):** Part of the electromagnetic spectrum emitted by the sun. Ultraviolet radiation refers to all ultraviolet radiation in the range 100 to 400 nanometres which can be further classified by wavelength into three regions: UVA, UVB and UVC.

**UVA:** Ultraviolet radiation in the range 315–400 nanometres.

**UVB:** Ultraviolet radiation in the range 280–315 nanometres.

**UVC:** Ultraviolet radiation in the range 100–280 nanometres.

**UV Index:** A unitless number that describes the amount of solar UVR that reaches the earth's surface. The higher the UV Index, the more solar UVR present and the greater the potential for skin and eye damage.

**Worker:** Covers all staff with a verbal or written contract of employment or training. This includes direct workers, managers or supervisors, group training placements, apprentices, volunteers and work experience students. A worker also includes an independent contractor engaged by the employer, a sub contractor or a worker of that contractor, or a person whose services are provided to an employer by a labour hire or recruitment agency.





